

















## Business & Employability Scrutiny PI Report



















Please note that some data may have changed since it was presented to the scrutiny committee. This is primarily due to updates from the Improvement Service, which is responsible for maintaining the LGBF data. Additionally, there are a few instances where new data became available after the initial submission.

PI Status		Long Term Trends	
	Alert		Improving
	Warning		No Change
	OK		Getting Worse
	Unknown		
	Data Only		







## Customer

Performance Indicator	2019/20	2020/21	2021/22	2022/23	2023/24	Status	LongTrend
New Business Start-ups supported by Business Gateway Fife	615	518	603	503	614		
Businesses supported by Council Economic Development activities - Fife	1,105	4,974	963	852	668		
Number of Businesses participating in Supplier Development Programme	74	55	53	98	144		
The number of businesses registered with the Supplier Development Programme	845	923	787	869	1,053		























## Plan for Fife

Performance Indicator	2019/20	2020/21	2021/22	2022/23	2023/24	Status	Long Trend
New businesses surviving at least 3 years (%) Fife (P4F)	60.3%	58.7%	55.5%	44.8%	N/A		
Total Visitor Numbers to Fife (All Visitors) (millions) (P4F)	2.8m	1.14m	1.75m	2.7m	3.2m		
Retail vacancy rate (%) Kirkcaldy	33.2%	35.3%	31.1%	28.5%	N/A		
Retail vacancy rate (%) Leven	19.8%	22.6%	13.5%	21%	N/A		
Retail vacancy rate (%) Dunfermline	17.3%	28.1%	28.8%	29.2%	N/A		
Retail vacancy rate (%) Glenrothes	20.6%	26.5%	24.5%	24.3%	N/A		
Retail vacancy rate (%) Cowdenbeath	15.2%	18.4%	15%	12.4%	N/A		
Retail vacancy rate (%) St Andrews	10.5%	11.7%	8%	4.6%	N/A		
Median Weekly workplace Earning - Fife(P4F)	£544.30	£558.80	£597.80	£573.50	£622.80		
Median Weekly Resident Earnings - Fife(P4F)	£564.40	£579.40	£610.60	£604	£670.40		
Employment Rate (P4F)	71.7%	71.3%	69.3%	74.1%	75.4%		
Unemployment rate (%) Fife (P4F)	4.1%	4.8%	3.7%	3.9%	3.4%		







## Plan for Fife

Performance Indicator	2019/20	2020/21	2021/22	2022/23	2023/24	Status	Long Trend
Total FTE Employment Supported by Tourism in Fife	5,487	3,080	4,343	5,541	5,621		
Number of Participants progressing from FC Funded/operated employability programmes into employment	865	457	1,455	855	740		
Economic Impact of Tourism in Fife (All Visitors) (£millions) (STEAM)	£357.09m	£142.44m	£277.83m	£450m	£512.51m		





## Resources

Performance Indicator	2019/20	2020/21	2021/22	2022/23	2023/24	Status	Long Trend
Business & Employability Service - Average WDL per FTE		DIV/0	8.65	9.67	11.29		
Business & Employability Service - Average Long Term WDL per FTE		DIV/0	6.99	6.98	7.51		
Business & Employability Workforce who are Female (%)	49%	50.3%	45.1%	47.4%	46.9%		
Business & Employability Workforce who are Full-time (%)	81.5%	80.7%	76%	79.2%	77%		
Business & Employability Workforce who are Permanent Employees (%)	65.6%	65.2%	77.7%	76.3%	74.2%		
Business & Employability Employees aged 24 and under (%)	3.8%	4.3%	13.7%	6.4%	9.9%		
Business & Employability Employees aged 29 and under (%)	9.6%	9.9%	22.3%	14.5%	18.8%		
Business & Employability Employees aged 55 and over (%)	32.5%	32.9%	31.4%	30.6%	31.5%		
Business & Employability Number of Voluntary Redundancies (FTEs)	0	0	0	0	0		
Business & Employability Number of WYI Bids	3	0	0	0	3		
Business & Employability Number of WYI Programme new starts	1	0	0	0	2		

## Service Operations

Performance Indicator	2019/20	2020/21	2021/22	2022/23	2023/24	Status	Long Trend
Jobs created and safeguarded though inward investment supported by Fife Council	0	50	1,539	186	673		
Modern Apprenticeship starts in Fife	1,794	1,205	1,756	1,750	1,835		
Foundation Apprenticeship starts in Fife	204	238	183	N/A	N/A		
Graduate Apprenticeship starts in Fife	83	78	70	N/A	N/A		

## LGBF

Performance Indicator	2019/20	2020/21	2021/22	2022/23	2023/24	Status	Long Trend
Claimant Count as a % of Working Age Population (P4F)	3.8%	6.4%	4.9%	3.5%	3.4%		
People earning less than the living wage (%) (LGBF)	19%	15.3%	17%	12.5%	N/A		
Properties receiving superfast broadband (%) (LGBF)	95.6%	96.1%	96.2%	97.5%	N/A		
Land immediately available for employment purposes(%) (LGBF)	4.6%	5.7%	3.3%	3.7%	N/A		